

Next verktygsvagnar Sonic

SONIC

NEXT TOOLBOX SERIES



**WORK
EFFICIENT
WORK
WITH SONIC**



SONIC-EQUIPMENT.COM




***WORK
EFFICIENT
WORK
WITH SONIC***

Our DNA.

Sonic Equipment is **the specialist** in high-quality hand tools, filled toolboxes and premium storage solutions.

Our goal is to provide the perfect solution for technical professionals, enabling them to excel in their daily job with joy and satisfaction.



Efficiency

The perfect solution for you:

We offer the right balance between design, quality and price.



Style

Join the winning team:

Our products are tested and proven by winners.



Support

We take care of you:

Our team is there to support you and always ready to go the extra mile.



After years of hard work and extensive research, we are proud to introduce **the Sonic NEXT toolbox series**. This new product line has been updated in every single detail. All toolboxes feature a durable powder coating with a premium finish, are fitted with stylish molded bumpers and...



...are complemented by a redesigned worktop. Experience the benefits of maximized storage space, smooth maneuverability and extreme durability thanks to our new heavy-duty casters and high-capacity telescopic drawer slides.

The future of toolboxes is here. Are you ready?

HIGHLIGHTS NEXT TOOLBOX SERIES



- 1** Reinforced stainless steel worktop with large worksurface [S9 - S15]
- 2** Body made from 1mm steel for extra strength and rigidity
- 3** Removable reinforced steel worktop with composite inlay [S7 - S8]
- 4** Worktop with drip edge to prevent fluids or tools from rolling off
- 5** Stylish molded plastic bumpers and worktop integrated side pockets

- 6** Heavy duty casters with 300kg loading capacity each [S9 - S12]
- 7** Heavy duty casters with 350kg loading capacity each [S12XD - S15]
- 8** High-quality metal braking system [S9 - S15]
- 9** Shallow drawers equipped with 60kg telescopic ball bearing slides
- 10** Deep drawers equipped with 120kg double ball bearing slides



2



3



4



5



6



7



8



9



10



11



12



13



14



15

- 11 Drawers extend to 100% for easy tool access and retrieval
- 12 Ergonomic designed drawer pulls
- 13 Side handle for easy manoeuvring
- 14 Central safety lock with color notification
- 15 Wide range of accessories available

- * Durable powder coating with a premium finish
- * Advanced drawer blocking system for anti-tilt protection (S9 - S15)
- * 2-swivel and 2-fixed caster setup
- * Laptop and tablet holder separately available (S9 - S15)

sonic

NEXT

27



14

212^{XP}



50

28



18

213



58

29



26

214



64

212



40

213



70

SONIC

SFES

SONIC FOAM SYSTEM

Ready for your perfect Sonic toolbox?

Sonic offers filled toolboxes for every level of expertise. We classify our range based on four labels that indicate the recommended toolbox configuration:

Basic, Intermediate, Advanced and **Expert**.



B Basic

The Basic badge classifies a complete solution for starting technicians.

I Intermediate

The Intermediate badge classifies a complete solution for skilled technicians.

A Advanced

The Advanced badge classifies an advanced solution for seasoned technicians.

E Expert

The Expert badge classifies an extensive solution for the most experienced technicians, who are up for any challenge.



Sonic Foam System - NEXT level efficiency

Along with the NEXT toolbox series, Sonic has improved its entire range of filled foam inlays, bringing next level efficiency to professionals worldwide. All foam inlays have thoroughly been reviewed, re-designed and updated with the latest tools and technologies available. Enjoy the perfect selection of tools, easily accessible and right where they need to be.

SFS is available in 4 sizes: **S**, **M**, **L** and **XL**.

SFS **S**

Compatible with:



190 X 370MM

S7 S18
S8 S14
S9 S15
S12^{XP}

S S S = M

SFS **M**

Compatible with:



570 X 370MM

S7 S18
S8 S14
S9 S15
S12^{XP}

M = S S S

SFS **L**

Compatible with:




745 X 435MM

S12
S12^{XP}
S14
S15

L

SFS **XL**

Compatible with:



745 X 570MM

S12^{XP}
S14
S15

XL = M M = S S S = M S S

20%
FASTER

TIME IS MONEY
RETRIEVAL AND RETURN

78%
FASTER

PEACE OF MIND
INVENTORY OF TOOLBOX

80%
REDUCED

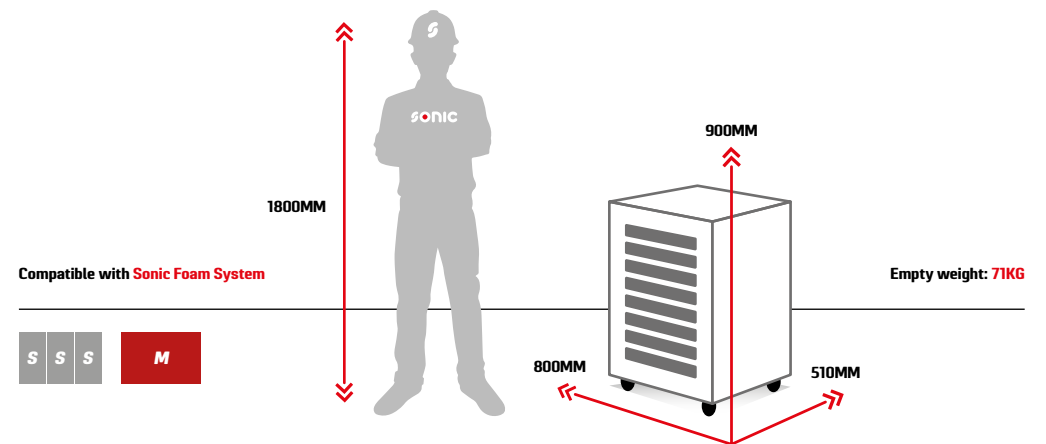
RISK VS REWARD
MISPLACED TOOLS

SONIC

ES

**S7**#4737016 **NEXT S7****NEXT S7**

The Sonic NEXT S7 is our entry model toolbox, best suited for technicians looking for a basic to intermediate toolset. With its shorter height advantage, along with a width of 80cm and only 51cm in depth, this box is the ultimate unit for storage anywhere in a workshop.



- Removable worktop built with reinforced steel and a composite inlay worksurface
- 4 shallow drawers, and 2 deep drawers
- Equipped with 60kg telescopic ball bearing slides
- Total loading capacity of 400kg



Centralized keyed lock



Ball bearing drawer slides



Locking casters



Removable worktop



Drawer max load



Toolbox max load

#714075 **NEXT S7**

NEXT S7 toolbox 6 drawers.
3 drawers filled with **140-PCS** tools.

S7 + 140 TOOLS



570 X 370MM

B Basic





#713875 **NEXT S7**

NEXT S7 toolbox 6 drawers.
3 drawers filled with **138-PCS** tools.

S7 + 138 TOOLS



190 X 370MM

B Basic

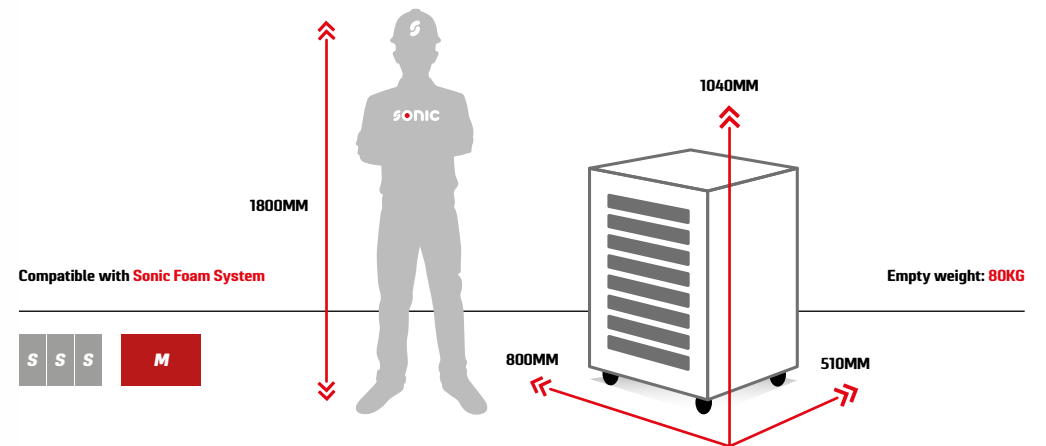


SONIC

SE

**S8**#4737117 **NEXT S8****NEXT S8**

The Sonic NEXT S8 toolbox is part of our entry level range, best suited for technicians looking for a basic to intermediate toolset. With its compact design of only 80cm in width and 51cm in depth, this toolbox is the ideal box for moving around a workshop, requiring a smaller storage space.



- Removable worktop built with reinforced steel and a composite inlay worksurface
- 5 shallow drawers and 2 deep drawers
- Equipped with 60kg telescopic ball bearing slides
- Total loading capacity of 400kg



Centralized keyed lock



Ball bearing drawer slides



Locking casters



Removable worktop

60
KG

Drawer max load

400
KG

Toolbox max load

#719776 **NEXT S8**




NEXT S8 toolbox 7 drawers.
4 drawers filled with **197-PCS** tools.

SE **+ 197 TOOLS**



570 X 370MM

B Basic







#720776 **NEXT S8**

NEXT S8 toolbox 7 drawers.
3 drawers filled with **207-PCS** tools.



S8 + 207 TOOLS



570 X 370MM

B Basic

1 602904



2 316001



3 601812



#722376 **NEXT S8**

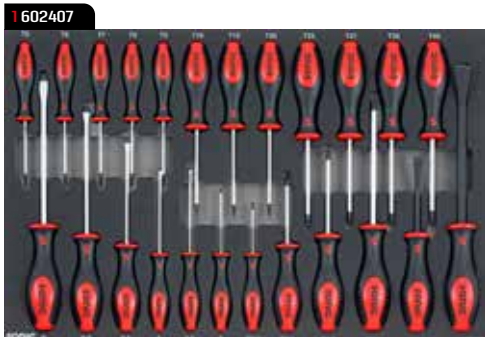
NEXT S8 toolbox 7 drawers.
4 drawers filled with **223-PCS** tools.

SE + 223 TOOLS



570 X 370MM

B Basic



#725076 **NEXT S8**

NEXT S8 toolbox 7 drawers.
5 drawers filled with **250-PCS** tools.



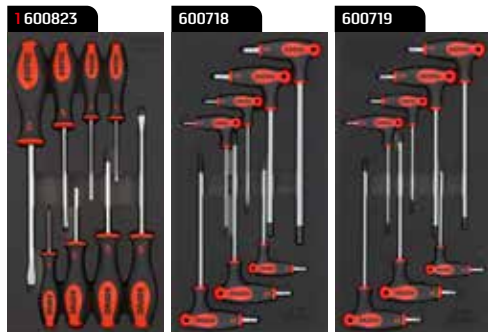


190 X 370MM

B Basic

MOTOR CYCLE

SE + 250 TOOLS





SONIC

SE

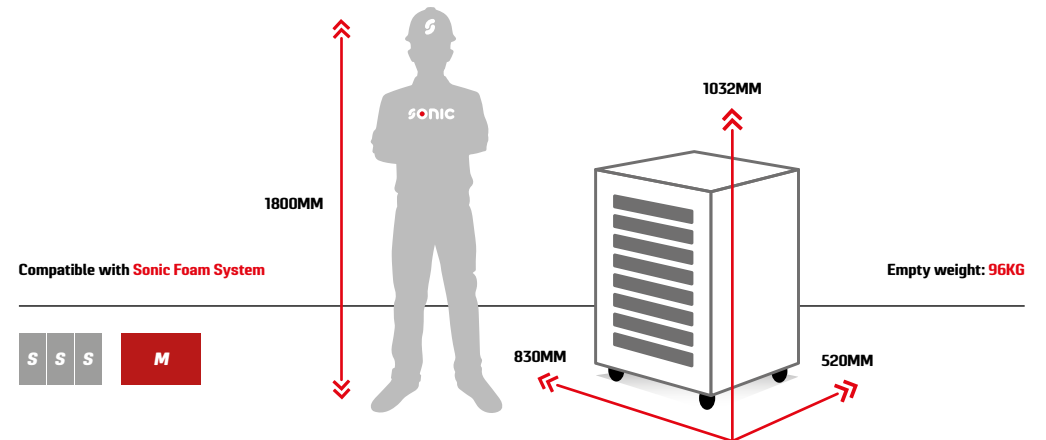


#4737218 **S9 NEXT**



NEXT S9

The Sonic NEXT S9 toolbox is our recommended solution for technicians looking for a basic to intermediate toolset. What makes this toolbox our bestselling and recommended unit is not only its size in height, but its advantage of the space saving design at only 83cm in width and 52cm in depth. This combination of overall size matched with its storage space allows this box to be the #1 choice within the range.



- Reinforced stainless steel worktop with integrated side pockets
- Spray can holder and paper roll holder
- 4 heavy duty casters with 300kg loading capacity each
- 7 shallow drawers and 1 deep drawer
- Shallow drawers are equipped with 60kg telescopic ball bearing slides
- Deep drawers are equipped with 120kg double slides
- Advanced drawer blocking system for anti-tilt protection
- Total loading capacity of 900kg



Centralized keyed lock



Ball bearing drawer slides



Locking casters



Stainless steel worktop



Can holder



Shallow drawer max load



Deep drawer max load



Toolbox max load



Anti-tilt system

#738477 **NEXT S9**

NEXT S9 toolbox 8 drawers.
6 drawers filled with **384-PCS** tools.


SE + 384 TOOLS



570 X 370MM

I Intermediate

1 602716



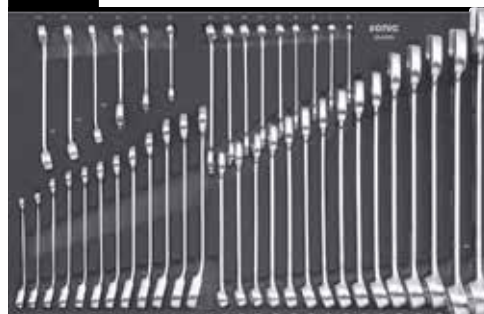
2 216303



3 309510



4 604208



5 604104



6 601607





SONIC

#716877 **NEXT S9**

NEXT S9 toolbox 8 drawers.
4 drawers filled with **168-PCS** tools.

SAE

S9 **+ 168 TOOLS** **SAE** 




M

570 X 370MM

B Basic

1 602716



2 309303



3 603101



4 601707




#724977 **NEXT S9**

NEXT S9 toolbox 8 drawers.
5 drawers filled with **249-PCS** tools.

SE + 249 TOOLS



570 X 370MM

B Basic

#730277 **NEXT S9**

NEXT S9 toolbox 8 drawers.
6 drawers filled with **302-PCS** tools.


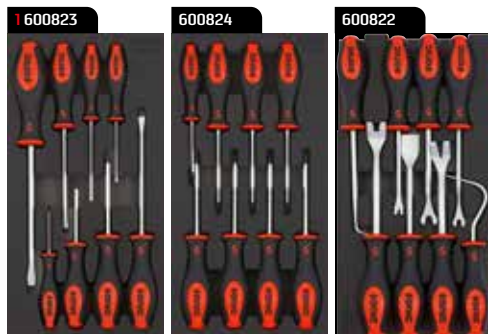


190 X 370MM

I Intermediate



S9 + 302 TOOLS



#736377 **NEXT S9**

NEXT S9 toolbox 8 drawers.
6 drawers filled with **363-PCS** tools.

SE + 363 TOOLS




570 X 370MM

I Intermediate



1 602407



2 215702



3 309502



4 604002



5 603003



6 601707



#741477 **NEXT S9**

NEXT S9 toolbox 8 drawers.
6 drawers filled with **414-PCS** tools.


SE + 414 TOOLS



570 X 370MM

I Intermediate

1 602407



3 309502



4 307302



5 604309



2 215702



6 602209



#742977 **NEXT S9**


NEXT S9 toolbox 8 drawers.
7 drawers filled with **429-PCS** tools.

SE + 429 TOOLS


570 X 370MM

I Intermediate

1 602716



3 309510



4 604002



5 604702



6 604104



2 216303



7 601607



#752777 **NEXT S9**

NEXT S9 toolbox 8 drawers.
8 drawers filled with **527-PCS** tools.





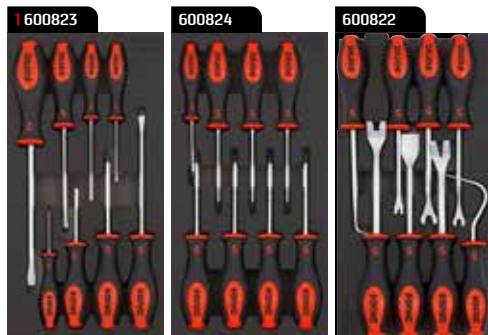


SE + 527 TOOLS



190 X 370MM

A Advanced



AVIATION

#726377 **NEXT S9**

NEXT S9 toolbox 8 drawers.
4 drawers filled with **263-PCS** tools.

S9 + 263 TOOLS



570 X 370MM

I Intermediate



#734977 **NEXT S9**

NEXT S9 toolbox 8 drawers.
7 drawers filled with **325-PCS** tools.

MOTOR CYCLE


SE + 325 TOOLS



570 X 370MM

I Intermediate

1 602716



3 305002



4 605304




5 604207



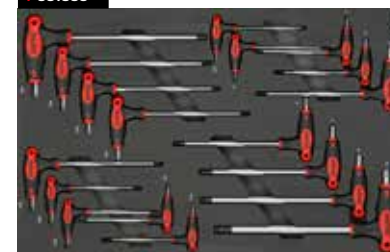
6 601606



2 214301



7 601806



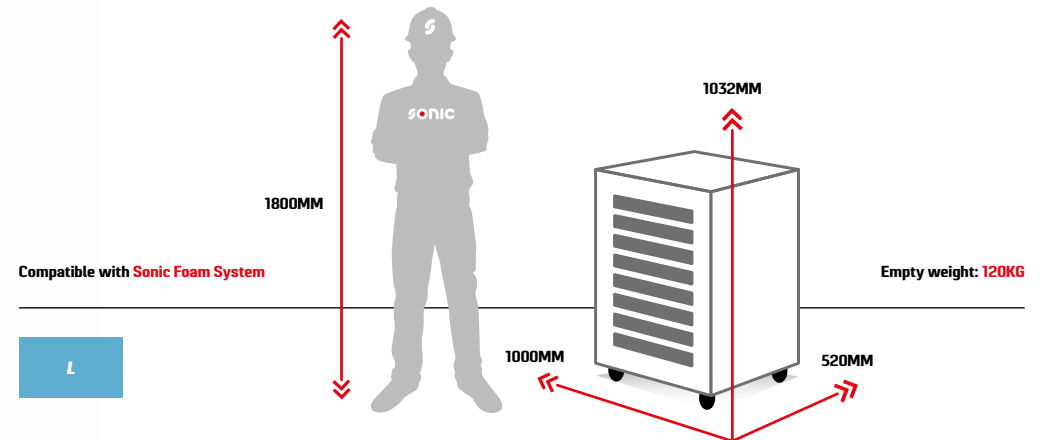


SONIC

SE

**S12**#4737318 **NEXT S12****NEXT S12**

The Sonic NEXT S12 toolbox is one of our bestsellers for technicians looking for an intermediate to advanced toolset. This toolbox is useful for its additional width in storage, while still allowing for a slim design in its depth. At 100cm width and only 52cm deep, it's the right balance between design, quality and price for utilizing small spaces to store and still transport around a workshop.



- Reinforced stainless steel worktop with integrated side pockets
- Spray can holder and paper roll holder
- 4 heavy duty casters with 300kg loading capacity each
- 7 shallow drawers and 1 deep drawer
- Shallow drawers are equipped with 60kg telescopic ball bearing slides
- Deep drawers are equipped with 120kg double slides
- Advanced drawer blocking system for anti-tilt protection
- Total loading capacity of 900kg



Centralized keyed lock



Ball bearing drawer slides



Locking casters

Stainless steel worktop
304

Can holder

Shallow drawer max load
60 KGDeep drawer max load
120 KGToolbox max load
900 KG

Anti-tilt system

#749778 **NEXT S12**

NEXT S12 toolbox 8 drawers.
6 drawers filled with **497-PCS** tools.

S12 + 497 TOOLS




L

745 X 435MM

A Advanced

1 603304



2 220702



3 313602



4 605104



5 602109



6 604909





#730378 **NEXT S12**

NEXT S12 toolbox 8 drawers.
5 drawers filled with **303-PCS** tools.

S12 + 303 TOOLS




L

745 X 435MM

I Intermediate

1 603202



2 315602



3 605301



4 602204



5 604001


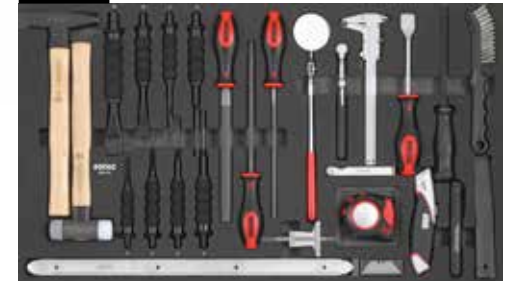


#740078 **NEXT S12**

NEXT S12 toolbox 8 drawers.
6 drawers filled with **400-PCS** tools.

L

745 X 435MM

A Advanced**S12** + 400 TOOLS**1** 603207**2** 218502**3** 308201**4** 605101**5** 602308**6** 602710

#748578 **NEXT S12**

NEXT S12 toolbox 8 drawers.
7 drawers filled with **485-PCS** tools.

S12 + 485 TOOLS




L

745 X 435MM

A Advanced

1 603202



3 308401



4 605301



5 602204



6 604202



2 221201



7 604001



#757578 **NEXT S12**

NEXT S12 toolbox 8 drawers.
7 drawers filled with **575-PCS** tools.

S12 + 575 TOOLS

L

745 X 435MM

A Advanced



1 114602



2 216401



3 311803



4 605301



5 602605



6 602803



7 604001



#764478 **NEXT S12**

NEXT S12 toolbox 8 drawers.
8 drawers filled with **644-PCS** tools.



1 114602



3 311803



5 606901



6 602605



7 602803




S12 + 644 TOOLS

L

745 X 435MM

E Expert

2 216401



4 605301



8 604001



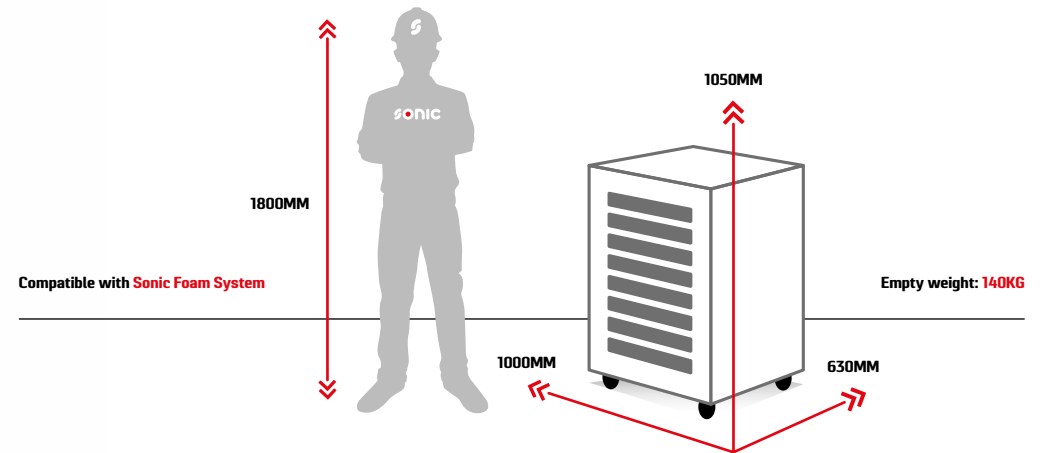


SONIC

SEGA

**S12^{XD}**#4737418 **NEXT S12XD****NEXT S12XD**

The extra deep Sonic NEXT S12XD toolbox is the perfect choice for technicians looking for an advanced toolset. The noticeable extra depth is what sets this one apart from other similar toolboxes. The NEXT S12XD is 63cm deep, allowing for additional storage space in still such a compact and easy maneuverable unit.



- Extra deep toolbox for maximum storage capacity
- Reinforced stainless steel worktop with integrated side pockets
- Spray can holder and paper roll holder
- 4 heavy duty casters with 350kg loading capacity each
- 8 XL drawers, of which 7 are shallow and 1 is deep
- Shallow drawers are equipped with 60kg telescopic ball bearing slides
- Deep drawers are equipped with 120kg double slides
- Advanced drawer blocking system for anti-tilt protection
- Total loading capacity of 1050kg



Centralized keyed lock



Ball bearing drawer slides



Locking casters



Stainless steel worktop



Can holder



Shallow drawer max load



Deep drawer max load



Toolbox max load



Anti-tilt system

#788779 **NEXT S12XD**

NEXT S12XD toolbox 8 drawers.
8 drawers filled with **887-PCS** tools.

S12^{XP} **+ 887 TOOLS**




570 X 370MM



745 X 570MM

E Expert

1 605004




2 116701



601807


3 222801



4 312103



5 306402



306901

6 607202



7 603403



8 602010



604402



#772379 **NEXT S12XD**

NEXT S12XD toolbox 8 drawers.
7 drawers filled with **723-PCS** tools.

HEAVY DUTY

S12^{XP} + 723 TOOLS



570 X 370MM




745 X 570MM

E Expert



1 114101




2 221803



3 311501



4 606601



5 606302



6 603209



7 601909



306901

#745479 **NEXT S12XD**

NEXT S12XD toolbox 8 drawers.
5 drawers filled with **454-PCS** tools.

AVIATION

S12^{XD} + 454 TOOLS



570 X 370MM



745 X 570MM

E Expert




1 219401



2 308601



3 605901



4 605201



5 606301





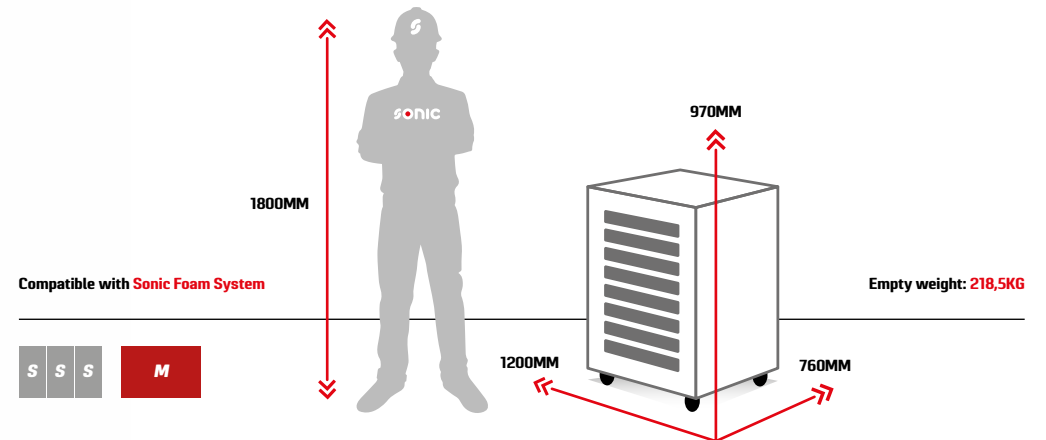


SONIC

SE

**S13**#47375113 **NEXT S13****NEXT S13**

The Sonic NEXT S13 toolbox is the solution of choice for technicians looking for an advanced to expert toolset. The NEXT S13 is a one of a kind toolbox in our lineup. It is short in stature but occupies a large stance at 120cm in width and 76cm in depth. Its larger footprint and ideal work height allow for a unique storage and workspace combination.



- Unique storage and workspace combination
- Extra lockable storage compartment located on backside
- Reinforced stainless steel worktop with integrated side pockets
- Spray can holder and paper roll holder
- 4 heavy duty casters with 350kg loading capacity each
- 10 shallow drawers and 3 deep drawers
- Shallow drawers are equipped with 60kg telescopic ball bearing slides
- Deep drawers are equipped with 120kg double slides
- Advanced drawer blocking system for anti-tilt protection
- Total loading capacity of 1050kg



Centralized keyed lock



Ball bearing drawer slides



Locking casters



Stainless steel worktop



Can holder



Shallow drawer max load



Deep drawer max load



Toolbox max load



Anti-tilt system

#738480 **NEXT S13**

NEXT S13 toolbox 13 drawers.
6 drawers filled with **384-PCS** tools.


S13 **+ 384 TOOLS**



570 X 370MM

I Intermediate

1 602716



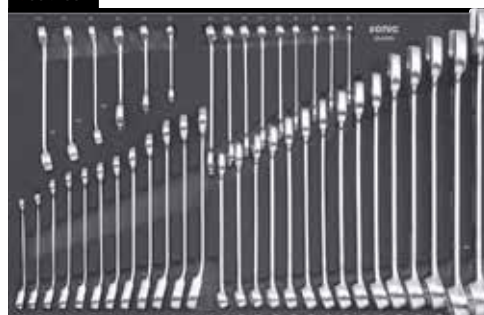
2 216303



3 309510



4 604208



5 604104



6 601607





#723680 **NEXT S13**

NEXT S13 toolbox 13 drawers.
5 drawers filled with **236-PCS** tools.

S13 + 236 TOOLS



570 X 370MM

B Basic

1 607001



2 306902



3 604002



4 604104



5 601607



HEAVY DUTY

S13 + 540 TOOLS



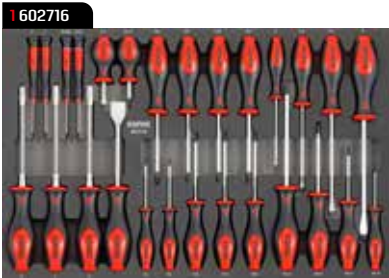
#754080 **NEXT S13**

NEXT S13 toolbox 13 drawers.
10 drawers filled with **540-PCS** tools.



570 X 370MM

I Intermediate



SONIC

ES14



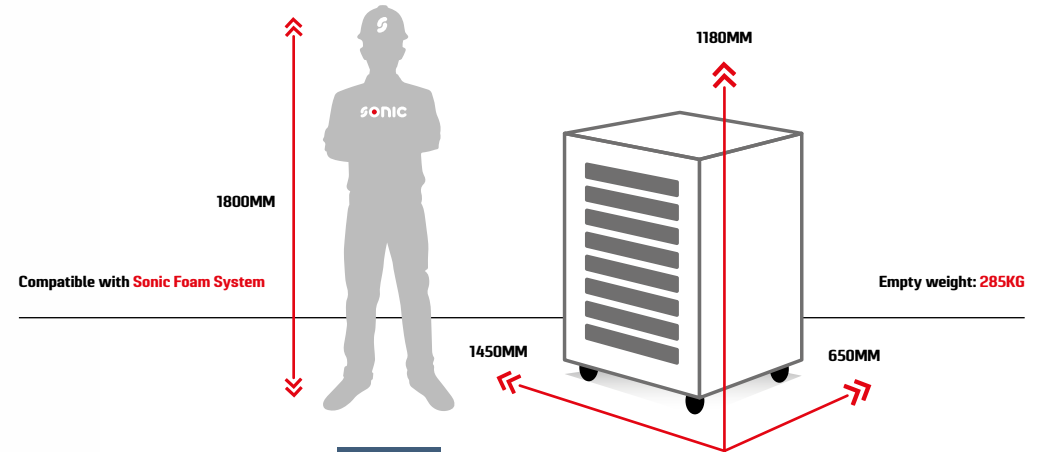
S14

#47376116 **NEXT S14**



NEXT S14

The Sonic NEXT S14 toolbox is part of our top range, for technicians looking for an advanced and expert toolset. This toolbox is one of our largest roll around boxes. At a width of 145cm and depth of 65cm, the NEXT S14 is a great buy for a storage option that has a higher worksurface while supporting larger amounts of storage space.



- Unique drawer configurations for better ergonomics
- Reinforced stainless steel worktop with integrated side pockets
- Spray can holder and paper roll holder
- 4 heavy duty casters with 350kg loading capacity each
- 9 XL drawers, of which 8 are shallow and 1 is deep and 7 medium drawers installed sideways, of which 5 are shallow and 2 are deep
- Shallow drawers are equipped with 60kg telescopic ball bearing slides
- Deep drawers are equipped with 120kg double slides
- Advanced drawer blocking system for anti-tilt protection
- Total loading capacity of 1050kg



Centralized keyed lock



Ball bearing drawer slides



Locking casters



Stainless steel worktop



Can holder



Shallow drawer max load



Deep drawer max load



Toolbox max load



Anti-tilt system

#714581 **NEXT S14**

NEXT S14 toolbox 16 drawers.
12 drawers filled with **1045-PCS** tools.

S14 **+ 1045 TOOLS**



570 X 370MM



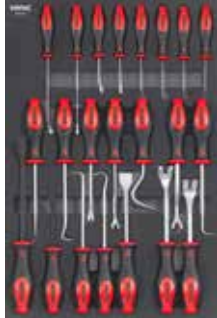
745 X 570MM

E Expert

1L 608801



1R 602213



2L 222801




2R 116701




3L 314501



3R 306402



4L 610201



4R 602805



5L 604402



602010

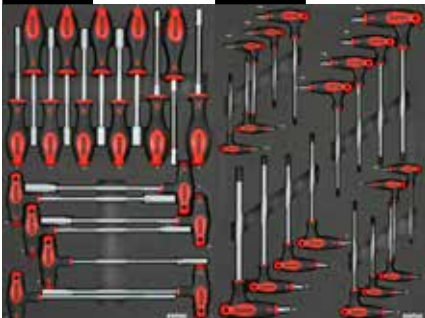
5R 306901



6L 603209



7L 601807



601806

SONIC

#792081 **NEXT S14**

NEXT S14 toolbox 16 drawers.
12 drawers filled with **920-PCS** tools.

**HEAVY
DUTY**

S14 + 920 TOOLS







570 X 370MM



745 X 570MM

E Expert

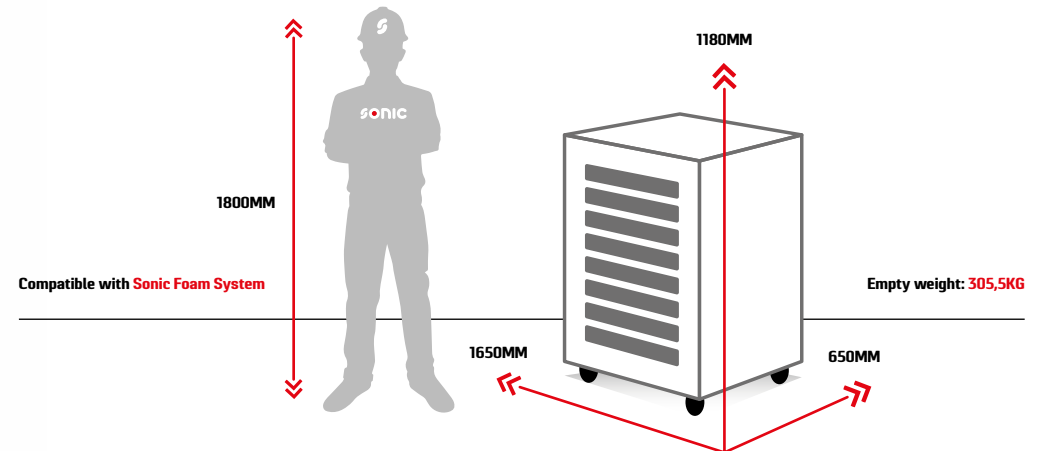


SONIC

SE1E

**S15**#47377113 **NEXT S15****NEXT S15**

The Sonic NEXT S15 toolbox is our flagship and the ideal choice for mechanics looking for an advanced and expert toolset while maintaining ample additional storage space. The NEXT S15 toolbox stands at 118cm height, featuring stylish molded plastic bumpers, integrated side pockets, two spray can holders and a paper roll holder. This toolbox is our largest roll around box in the range. At 165cm wide and 65cm in depth, the NEXT S15 toolbox is the ultimate storage solution on wheels.



- Drawer configuration provides maximized storage options and quick access to most needed items
- Reinforced stainless steel worktop with integrated side pockets
- Spray can holder and paper roll holder
- 4 heavy duty casters with 350kg loading capacity each
- 1 XXL deep drawer, 7 XL shallow drawers and 5 medium drawers, of which 3 are shallow and 2 are deep
- Shallow drawers are equipped with 60kg telescopic ball bearing slides
- Deep drawers are equipped with 120kg double slides
- Advanced drawer blocking system for anti-tilt protection
- Total loading capacity of 1050kg



Centralized keyed lock



Ball bearing drawer slides



Locking casters



Stainless steel worktop



Can holder



Shallow drawer max load



Deep drawer max load



Toolbox max load



Anti-tilt system

#714582 **NEXT S15**

NEXT S15 toolbox 13 drawers.
12 drawers filled with **1045-PCS** tools.

S15 **+ 1045 TOOLS**



570 X 370MM



745 X 570MM

E Expert

1L 608801



1R 602213



2L 222801




2R 116701




3L 314501



3R 306402



4L 610201



4R 602805



5L 604402



602010



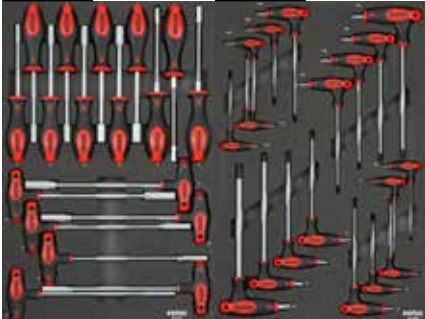
5R 306901



6L 603209



7L 601807



601806



SONIC

#792082 **NEXT S15**

NEXT S15 toolbox 13 drawers.
12 drawers filled with **920-PCS** tools.

S15 + 920 TOOLS








570 X 370MM



745 X 570MM

E Expert



NEXT

NEXT toolbox series specifications



	<i>S7</i>	<i>S8</i>	<i>S9</i>	<i>S12</i>	<i>S12^{XP}</i>	<i>S13</i>	<i>S14</i>	<i>S15</i>
WORKTOP	Steel + composite inlay	Steel + composite inlay	Stainless steel	Stainless steel	Stainless steel	Stainless steel	Stainless steel	Stainless steel
DRAWERS	6	7	8	8	8	13	16	13
ANTI-TILT DRAWER LOCKING SYSTEM	—	—	✓	✓	✓	✓	✓	✓
SPRAY CAN HOLDER	—	—	1x	2x	2x	1x	2x	2x
PAPER ROLL HOLDER	—	—	1x	1x	1x	1x	1x	1x
SMALL TRASH CAN	—	—	—	—	—	1x	—	—
DOCUMENT HOLDER	—	—	—	—	—	1x	—	—
CASTERS	Normal 100kg each	Normal 100kg each	Heavy duty 300kg each	Heavy duty 300kg each	Heavy duty 350kg each	Heavy duty 350kg each	Heavy duty 350kg each	Heavy duty 350kg each
DIMENSIONS	800x900x510mm	800x1040x505mm	800x1032x510mm	1000x1032x520mm	1000x1050x630mm	1200x970x760mm	1450x1180x650mm	1650x1180x650mm
EMPTY WEIGHT	71kg	80kg	96kg	120kg	140kg	218,5kg	285kg	305,5kg
LOADING CAPACITY	400kg	400kg	900kg	900kg	1050kg	1050kg	1050kg	1050kg
SFS COMPATIBLE	S, M	S, M	S, M	L	S, M, L, XL	S, M	S, M, L, XL	S, M, L, XL







NEXT TOOLBOX SERIES



**ARE YOU
READY?**

**WORK
EFFICIENT
WORK
WITH SONIC**

More information available on
our website. The dimensions,
drawings and illustrations contained
in this folder shall not be binding and
may be modified by us without
further notice. All rights reserved.

SONIC EQUIPMENT BV
Component 114 - 116
1446 WP Purmerend
The Netherlands
Tel. +31 299 437 000
Fax +31 299 436 610
info@sonic-equipment.com

-  Sonic Equipment
-  [sonic.equipment](https://www.instagram.com/sonic.equipment)
-  Sonic Equipment Global
-  Sonic Equipment BV



[SONIC-EQUIPMENT.COM](https://www.sonic-equipment.com)

Kontakt:

order@jbmaskin.se

Tel: 031-788 30 00

jbmaskin.se